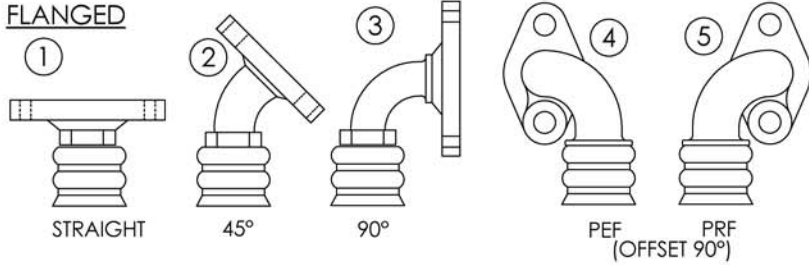


# HOSE BUILD WORKSHEET

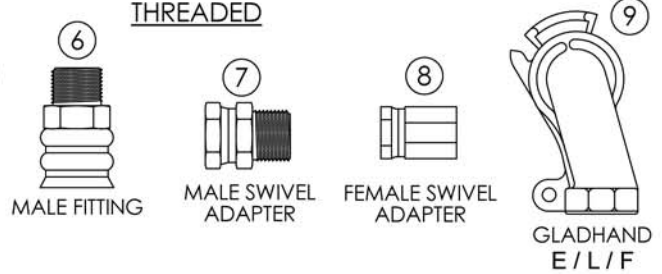
**INSTRUCTIONS**

- STEP 1) SELECT FITTING NUMBERS, 1 THROUGH 9, FOR EACH END**
- STEP 2) DETERMINE THE SIZE OF THE FITTINGS USING THE CHARTS BELOW**
- STEP 3) FILL IN HOSE SIZE FROM LAY LINE ON THE HOSE (EXAMPLE; 275-24)**
- STEP 4) COMPLETE OVERALL LENGTH AND INCLUDE ANY SPECIAL NEEDS IN THE COMMENT SPACE PROVIDED AT BOTTOM OF PAGE**
- STEP 5) SEND COMPLETED SHEET BY FAX TO 800-378-7286 OR EMAIL TO customerservice@stratoinc.com**

FLANGED



THREADED



**STEP 1:**  
FITTING #

---

**STEP 2:**  
SIZE &/OR LETTER\*



**STEP 1:**  
FITTING #

---

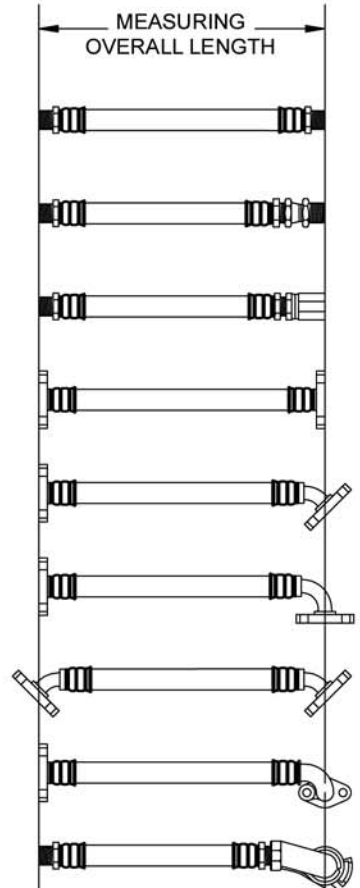
**STEP 2:**  
SIZE &/OR LETTER\*

\* FOR GLADHANDS SPECIFY THE THREAD SIZE AND LETTER, ALL OTHER FITTINGS NEED ONLY A SIZE.

COMMENTS (DESCRIBE ANY SPECIFIC ADAPTERS OR HOSE GUARDS) \_\_\_\_\_

\_\_\_\_\_

\_\_\_\_\_



**MEASURING GUIDES: FLANGE & PIPE THREADS**

L	SIZE	NOMINAL
1.937"	SF6	3/8
2.375"	SF8	1/2
2.750"	SF12	3/4
3.000"	SF16	1
3.750"	SF20	1 1/4
4.875"	SF32	2

L	THREAD	SIZE
1/2"	1/4-18	4
5/8"	3/8-18	6
3/4"	1/2-14	8
1"	3/4-14	12
1 1/4"	1-11 1/2	16
1 1/2"	1 1/4-11 1/2	20

